

MS L'EUROPE

Standard ship • 90 cabins • Rhine and Danube

SHIP CODE: ERO_NV



MS L'EUROPE

Named after the “Old Continent” and symbol of unity, the MS Europe is an elegant standard ship that sails on the Rhine and the Danube, meeting the many wonders offered by these two romantic rivers.



LOUNGE / BAR



RESTAURANT



PIANO BAR

Completely renovated in 2016, the MS Europe is an intimate-sized standard ship, measuring 110 m long and 11.40 m wide. It can accommodate 180 passengers, in 90 cabins spread over three decks. The size of each cabin is between 9m² to 13m² offering amenities and providing guests with all the comforts they need during their stay.

The chocolate, beige and orange tones of its chic and contemporary decoration give it a warm, elegant and welcoming atmosphere. Located on the main deck, the restaurant, where all meals are served during the cruise, offers delicate cuisine in a refined setting, where large windows allow guests to fully enjoy the panorama.

On this same deck is also the lounge / bar with a dance floor, while on the sun deck passengers can enjoy comfortable sun loungers, as well as a large shaded area. An ideal place to relax and admire the landscapes.



RECEPTION

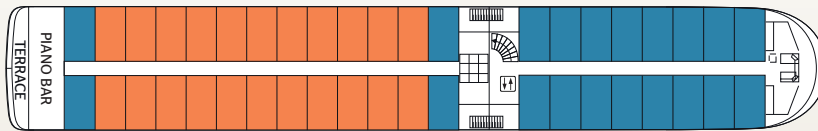
MS L'EUROPE

DECKS AND TECHNICAL DETAILS

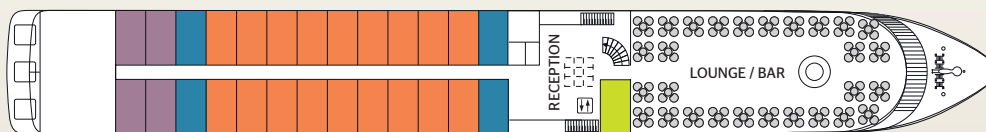
SUN DECK



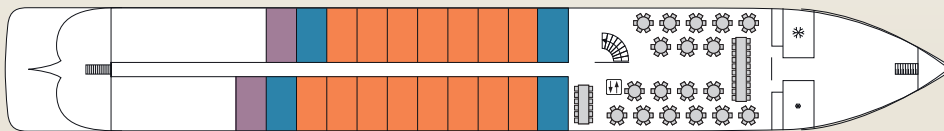
UPPER DECK



MIDDLE DECK



MAIN DECK



Double cabin Cat. A
13 m²

Double cabin Cat. B
13 m²

PRM cabin⁽¹⁾ Cat. B
16 m²

Double cabin Cat. C
13 m²



SUN DECK:

- Sun loungers
- Large shaded area

UPPER DECK:

- Outside cabins
- Pianoramabar
- Terrace

MIDDLE DECK:

- Reception
- Lounge / bar with dancefloor
- Terrace
- Outside cabins

MAIN DECK:

- Restaurant
- Outside cabins

Year of construction: 2006

Year of renovation: 2016

Number of decks: 3

Crew members: 33

Length: 110 meters

Width: 11,40 meters

Number of cabins: 90

Number of passengers: 180

PRM cabin⁽¹⁾: 1

MS L'EUROPE CABINS

Choose between 3 cabin categories:

Category A: ■

Cabin with a "premium" location.

Category B: ■ ■

Cabin with an "intermediate" location.

Category C: ■

Cabin can be slightly smaller in size and with a "standard" location.

UPPER DECK - 42 CABINS with large sliding windows

Cat. A: • 20 double cabins - 2 adjustable twin beds - 13 m²
• 2 double cabins - 1 double bed - 13 m²

Cat. B: • 20 double cabins - 2 adjustable twin beds - 13 m²

MIDDLE DECK - 27 CABINS with high sliding windows

Cat. A: • 16 double cabins - 2 adjustable twin beds - 13 m²
• 2 double cabins - 1 large bed - 13 m²

Cat. B: • 4 double cabins - 2 adjustable twin beds - 13 m²
• 1 PRM cabin⁽¹⁾ - 1 large bed - 16 m²

Cat. C: • 4 double cabins - 2 adjustable twin beds - 13 m²

MAIN DECK - 21 CABINS with high windows

Cat. A: • 13 double cabins - 2 adjustable twin beds - 13 m²
• 2 double cabins - 1 large bed - 13 m²

Cat. B: • 4 double cabins - 2 adjustable twin beds - 13 m²

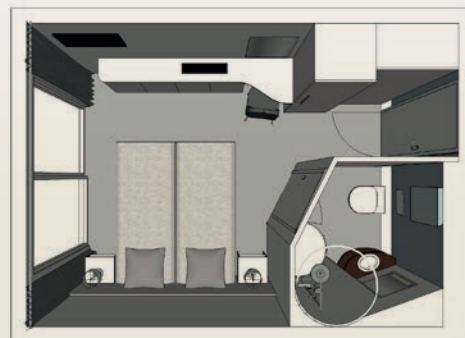
Cat. C: • 2 double cabins - 2 adjustable twin beds - 13 m²

AMENITIES

- TV
- Telephone (for internal calls only)
- Safe
- Independent air-conditioning
- Electricity 220V
- Wi-Fi
- Bathroom with shower and toilet
- Hair dryer
- Selection of bath products
- Towels

Please note that there is no laundry service on board the ship.

DOUBLE CABIN 3D PLAN



DOUBLE CABIN - UPPER DECK

(1) PRM: Person with Reduced Mobility